

Cool inspirations...

A product of Carrier's strengths in creativity and innovation, the Compact Line of plug-in refrigerated and freezer display cases is marked by a superb standard of styling, image-building quality and function.

The comprehensive Carrier Product range - including a large selection of innovation impulse coolers and also traditional merchandisers - can provide an excellent solution for both food & Beverage manufacturers and retailers.

Flexible merchandisers to fit retailer's dynamic display requirements.

Economy, product presentation and environmental compatibility oriented well into the future.



APPLICATION



beverages



dairy products



fruits &
vegetables



prepacked
sandwiches



prepacked
fresh meat



minced meat



ice cream



frozen food



wine bottles



pastry



bread

HIGHLIGHTS



visibility



loading
capacity



attractive
design



direct access
to products
(no glass barrier)



solid
construction



small
footprint



First in -
First Out

Multidecks

Optimer	4
Maxima	10
Advanter	14

Small Multidecks

Presenter	16
Crystal	18

Promotion Coolers

Sales Maker	20
--------------------------	----

Island.Wallside (Temp.: +)

Tulip	24
Crystal	26
Visor/Performor..57G	30
Multinor..30/40	32

Island.Wallside (Temp.: - · +/-)

Premor	34
Tulip	38
Crystal	40
Performor	44
Practor	46
Multinor..40/80	48
Delfin	50
Grandor	52

Combinations

Compilon	54
-----------------------	----

Glass Door Chillers

Counter Top Coolers	56
Single Door Cooler	58
Double Door Cooler	60
FKS Range	62

Glass Door Freezers

Single Door Freezer	64
----------------------------------	----

Wine Cabinets

CAV185 CAV290	
CAV370 CAV500	66

Serve-Overs

Artemis Cronos	
Doris Glycos	68

Multidecks

Small
Multidecks

Promotion
Coolers

Islands · Wallsides
(Temp.: +)

Islands · Wallsides
(Temp.: - · +/-)

Combinations

Glass Door
Chillers

Glass Door
Freezers

Wine
Cabinets

Serve-Overs



OPTIMER 0946



OPTIMER 1036
OPTIMER 1046



OPTIMER 1336
OPTIMER 1346



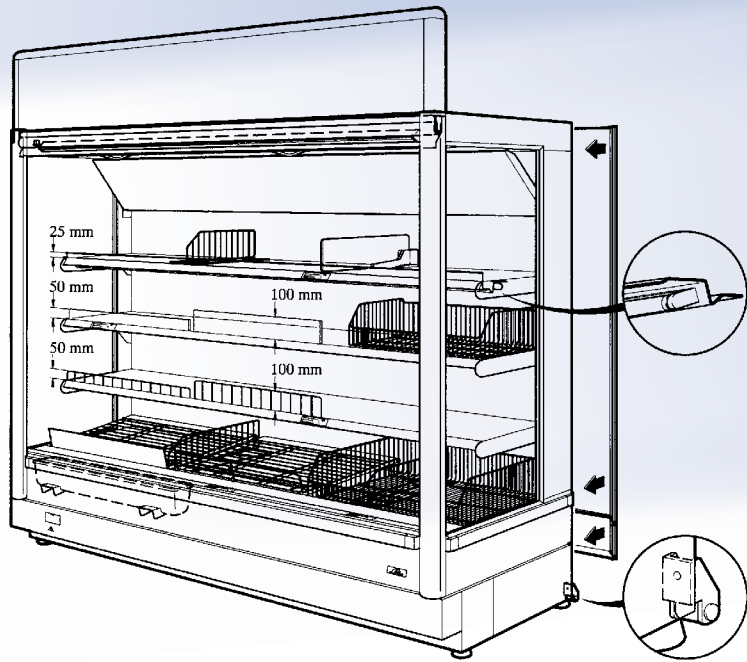
OPTIMER 1936
OPTIMER 1946



OPTIMER 2536
OPTIMER 2546



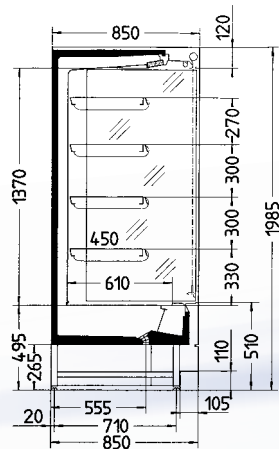
Examples of different applications



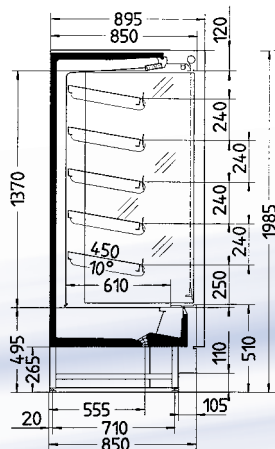
Optional endwalls (panorama glazed endwall with and without vertical lighting, part-glazed endwall (standard), solid, internally mirrored endwall).

OPTIMER Measurements

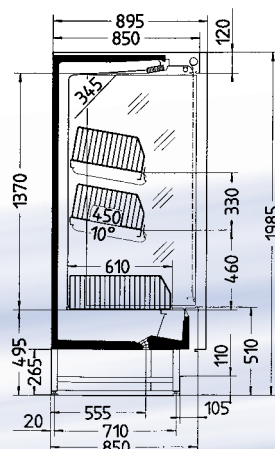
Examples of different applications:



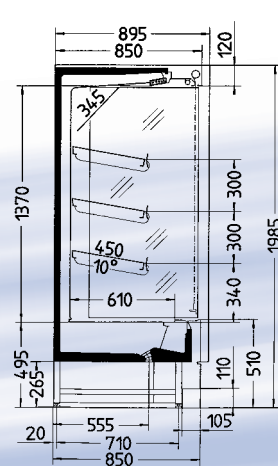
Standart cabinet with part-glazed endwalls



Sandwiches














































Fruits & vegetables



Self-service meat

OPTIMER Technical Data

 Model	 Temperature range (°C)	 Volume (ltr.)	 Net weight (kg)	 Dimensions (mm)			 Capacity (pcs)		 Crated Dimensions (mm)			 Crated Weight (kg)	 Transport		 Application
				Width	Depth	Height	0,33 l Can	0,5 l Pet bottle	Width	Depth	Height		Truck (13,6)	40'Cont.	
0946	0...+2	535	200	885	910	1985	n/a	n/a	1120	1110	2170	242	24	20	
1046		610	230	990			n/a	n/a				252			
1036	+2...+8	672	364	245			      								
1346	0...+2	785	275	1250			n/a	n/a	1380	1110	2170	270	19	16	
1336	+2...+8						952	476				270			      
1946	0...+2	1205	368	1875			n/a	n/a	2000	1110	2170	405	13	12	
1936	+2...+8						1456	728				405			      
2546	0...+2	1620	496	2500			n/a	n/a	2630	1110	2170	533	10	8	
2536	+2...+8				2248	1267	520	      							

Multidecks



MC7 / MB7



MV9 / MC9 / MB9



MV13 / MC13 / MB13 / MM13

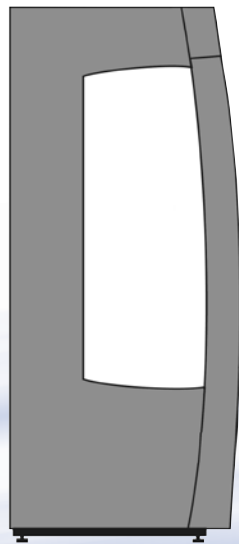
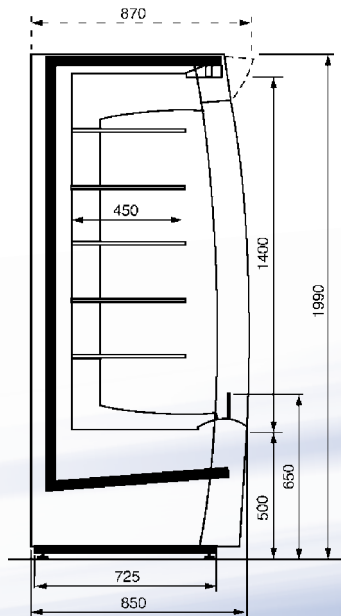


MV17 / MC17




MC25


MAXIMA Measurements



Deluxe endwall

























Trend endwall



Standard endwall



MAXIMA Technical Data

 Model	 Temperature range (°C)	 Volume (ltr.)	 Net weight (kg)	 Dimensions (mm) Width Depth Height			 Capacity (pcs) 0,33 l Can 0,5 l Pet bottle		 Crated Dimensions (mm) Width Depth Height			 Crated Weight (kg)	 Transport Truck (13,6) 40'Cont.		 Application
MC7	+4...+5	313	180	690	850	1990	630	315	770	920	2200	195	42	39	
MB7	+2...+3														
MV9	+5...+6	520	190	890			n/a	n/a	995	205	28	26			
MC9	+4...+5														
MB9	+2...+3														
MV13	+5...+6	750	245	1250			n/a	n/a	1355	260	24	21			
MC13	+4...+5														
MB13	+2...+3														
MM13	+2...+3														
MV17	+5...+6	1040	320	1700			1680	840	1805	340	15	13			
MC17	+4...+5														
MC25	+4...+5	1480	445	2420			2520	1260	2510	475	10	8			

Multidecks

The economy alternative



ADVANTER 1046



ADVANTER 1346



ADVANTER 1946



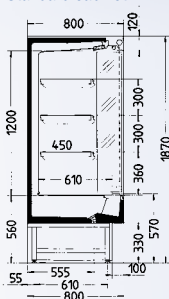
ADVANTER 2546

ADVANTER Measurements

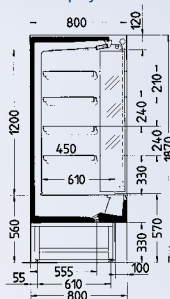


Examples of different applications:

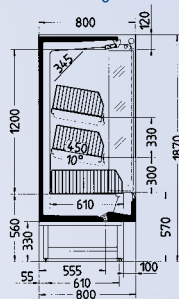
Standard cabinet



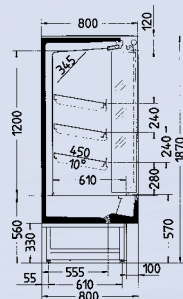
Four display shelves



Fruits and vegetables



Self-service meat



ADVANTER Technical Data

Model	Temperature range (°C)	Volume (ltr.)	Net weight (kg)	Dimensions (mm)			Crated Dimensions (mm)			Crated Weight (kg)	Transport		Application
				Width	Depth	Height	Width	Depth	Height		Truck (13,6)	40' Cont.	
1046	0...+8	490	178	990	800	1870	1120	1110	2070	214	24	20	
1346		630	198	1250			1380			19	16		
1946		970	298	1875			2000			13	12		
2546		1310	396	2500			2630			10	8		



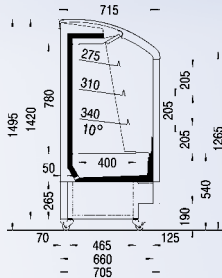
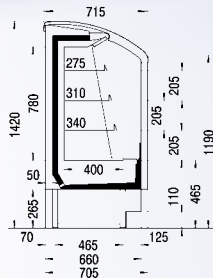


Accessories:

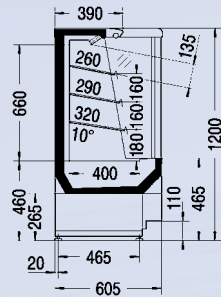
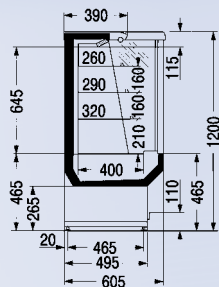


PRESENTER Measurements

PRESENTER 0646



PRESENTER 1045, 1345, 1945



PRESENTER Technical Data

Model	Temperature range (°C)	Volume (ltr.)	Net weight (kg)	Dimensions (mm)			Capacity (pcs)		Crated Dimensions (mm)			Crated Weight (kg)	Transport		Application
				Width	Depth	Height	0,33 l Can	0,5 l Pet bottle	Width	Depth	Height		Truck (13,6)	40' Cont.	
0646	0...+8	100	126	625	715	1495	206	138	720	800	1610	133	54	45	
1045		193	165	990	605	1200	247	170	1110	790	1420	155	36	30	
1345		248	174	1250			319	220	1360			181	28	23	
1945		381	256	1880			493	339	1990			266	20	15	

Small
Multidecks



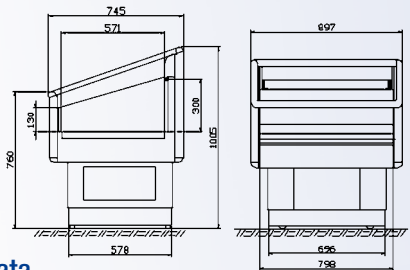
COC90



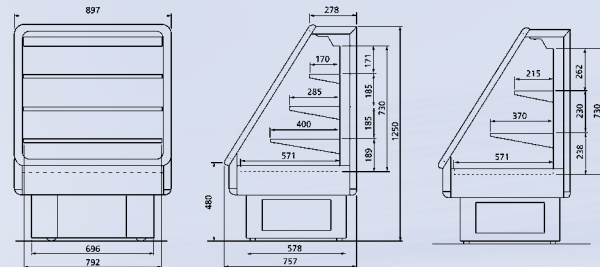
COC95

CRYSTAL Measurements

COC90



COC95



CRYSTAL Technical Data

Model	Temperature range (°C)	Volume (ltr.)	Net weight (kg)	Dimensions (mm)			Capacity (pcs)		Crated Dimensions (mm)			Crated Weight (kg)	Transport		Application
				Width	Depth	Height	0,33 l Can	0,5 l Pet bottle	Width	Depth	Height		Truck (13,6)	40' Cont.	
COC90	+2...+8	98	105	897	745	1005	n/a	n/a	1010	840	1150	115	64	28/56***	
COC95		175	110	897	757	1250	-	-	1010	840	1400	125	32	28	

***Standard Cont./HC Cont.

Small Multidecks



SMM10

SMM60
(SMM10 with a can top)SMM70
(SMM10 with a bottle top)



SMM20



SMM30



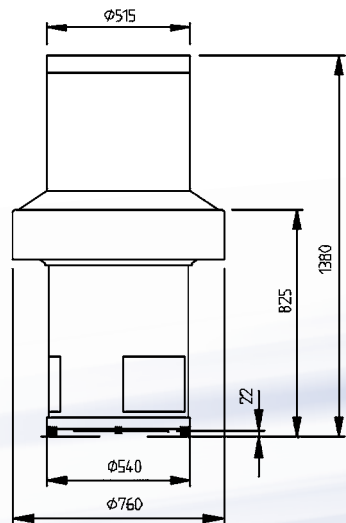
SMM40



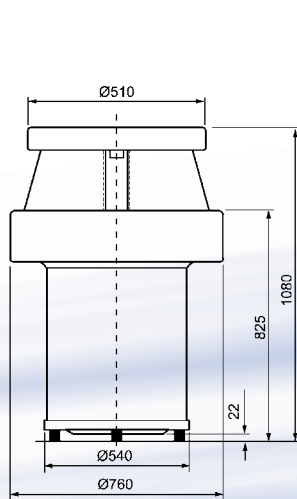
SMM50

SALES MAKER Measurements

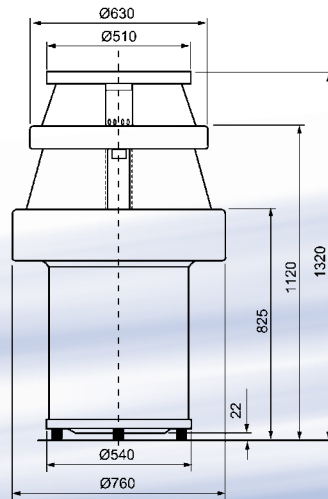
SMM10 / SMM50



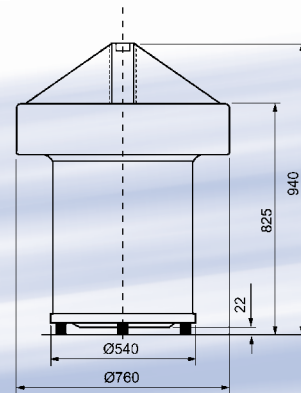
SMM20









SMM30



SMM40



SALES MAKER Technical Data

Model	Temperature range (°C)	Volume (ltr.)	Net weight (kg)	Dimensions (mm)			Capacity (pcs)		Crated Dimensions (mm)			Crated Weight (kg)	Transport		Application	
				Width	Depth	Height	0,33 l Can	0,5 l Pet bottle	Width	Depth	Height		Truck (13,6)	40' Cont.		
SMM10	0...+4	150	52	760	760	1380	220	144	780	810	1520	60	48/96*	45/90**		
SMM20	0...+8	90				1080	n/a	n/a			1200		96	45/90***		
SMM30	+14...+15 (middle shelf)	160	52			1320	n/a	n/a			1520	60	48	45		
	0...+8 (lower shelf)					940	n/a	n/a			1100				57	96
SMM40	0...+8	60	50			1380	n/a	n/a			1520	64	48/96*	45/90**		
SMM50	0...+4	150	56			-	220	144			-	-	-	-	-	
SMM60		150	-			-	220	144			-	-	-	-	-	
SMM70		150	-			-	220	144			-	-	-	-	-	

*fully mounted/half mounted | **Standard cont./half mounted in HC cont. | ***Standard cont./HC cont.



TC17
Lightbox is optional

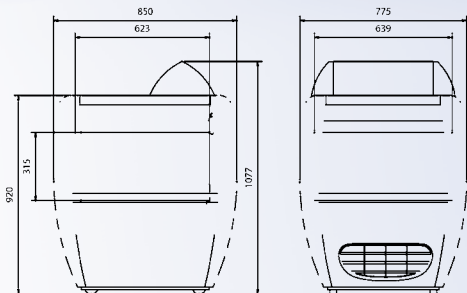


TC33

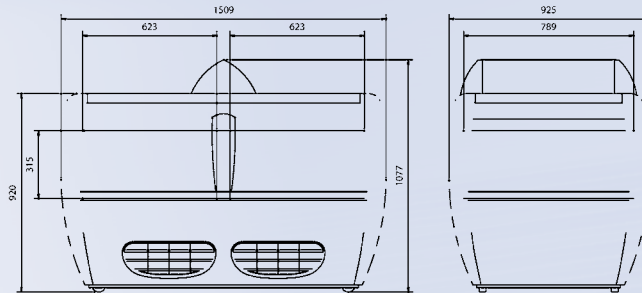
TULIP Measurements



TC17



TC33



TULIP Technical Data

Model	Temperature range (°C)	Volume (ltr.)	Net weight (kg)	Dimensions (mm)			Capacity (pcs)		Crated Dimensions (mm)			Crated Weight (kg)	Transport		Application
				Width	Depth	Height	0,33l Can	0,5 l Pet bottle	Width	Depth	Height		Truck (13,6)	40' Cont.	
TC17	+4	125	90	775	850	920	265	135	865	790	1207	100	90	30/60***	
TC33	+4	328	170	1509	925	920	610	360	1525	940	1207	185	34	15/30***	

***Standard Cont./HC Cont.

Islands · Wallsides
(Temp.: +)




COC11



COC22



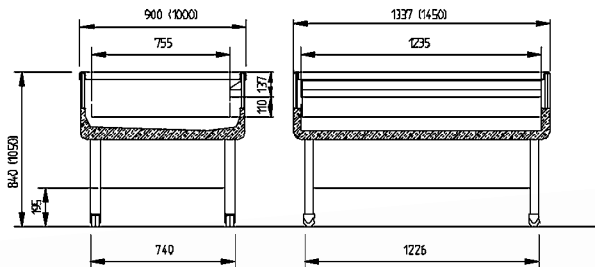
COC17



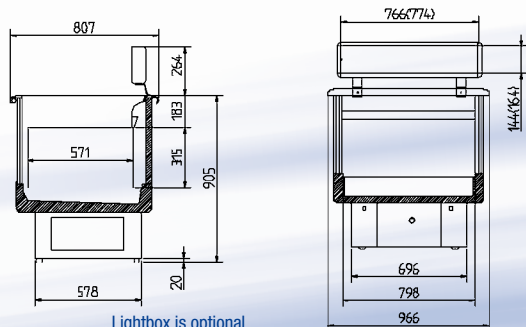
COC33

CRYSTAL Measurements

COC11

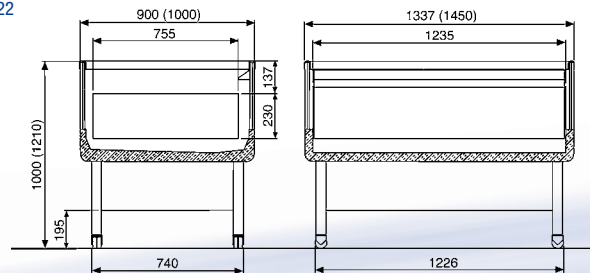


COC17

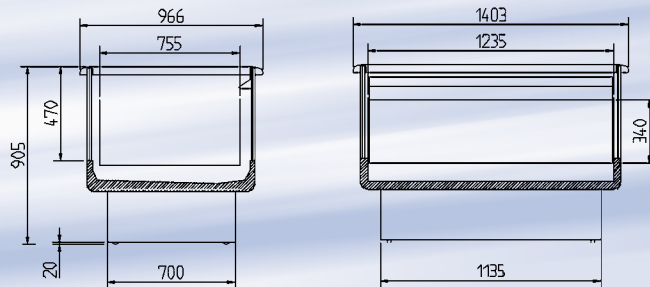



Lightbox is optional

COC22



COC33





CRYSTAL Technical Data

Model	Temperature range (°C)	Volume (ltr.)	Net weight (kg)	Dimensions (mm)			Crated Dimensions (mm)			Crated Weight (kg)	Transport		Application
				Width	Depth	Height	Width	Depth	Height		Truck (13,6)	40' Cont.	
COC11	+1...+8	100	170	1337	900	840	1450	1000	1050	185	36	32	
COC22	+2...+8	215	175			1000			1200				
COC17	+2...+8	130	105	966	807	905	1010	840	1050	115	64	56	
COC33	+2...+8	320	185	1403	966		1450	1000	1050	200	36	32	

***Standard Cont./HC Cont.


Islands · Wallsides
(Temp.: +)



VISOR 1535 / 1545



VISOR 2035 / 2045



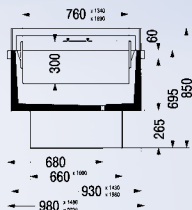
PERFORMOR 1557G



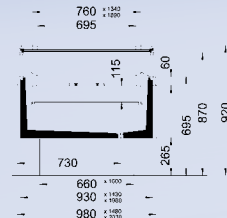

PERFORMOR 2057G

VISOR / PERFORMOR..57G Measurements

VISOR



PERFORMOR ..57G



VISOR Technical Data

Model	Temperature range (°C)	Volume (ltr.)	Net weight (kg)	Dimensions (mm)			Crated Dimensions (mm)			Crated Weight (kg)	Transport		Application
				Width	Depth	Height	Width	Depth	Height		Truck (13,6)	40' Cont.	
1545	0...+2	305	149	1480	980	850	1540	1090	1130	168	34	30	
1535	+2...+6	305	145							164			
2045	0...+2	430	172	2030			2090			203	24	22	
2035	+2...+6	430	167							198			

PERFORMOR Technical Data

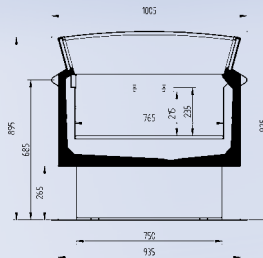
1557G	-1...+2	117	192	1480	980	920	1540	1090	1130	212	34	30	
2057G	-1...+2	165	223	2030			2090			250			24

Islands · Wallsides
(Temp.: +)



MULTINOR..30/40

MULTINOR..30/40 Measurements



MULTINOR..30/40 Technical Data

Model	Temperature range (°C)	Volume (ltr.)	Net weight (kg)	Dimensions (mm)			Crated Dimensions (mm)			Crated Weight (kg)	Transport		Application
				Width	Depth	Height	Width	Depth	Height		Truck (13,6)	40' Cont.	
1530	+2...+8	242	190	1005	1510	925	1090	1550	1200	210	32	30	
2030	+2...+8	331	210		2010			2100					
1540	0...+2	242	190		1510			1550		210	32	30	
2040	0...+2	331	210		2010			2100		240	24	22	
2540*	0...+2	421	240		2510			2600		270	20	16	

*Available from mid-2008

Islands · Wallsides
(Temp.: +)



PREMOR 1085/1085 G



PREMOR 1545/85



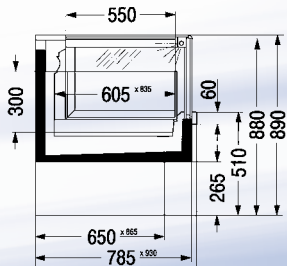
PREMOR 1585G



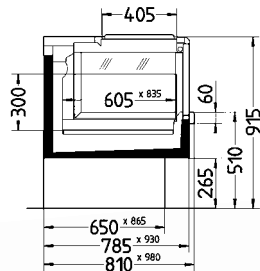
PREMOR 2085G

PREMOR Measurements

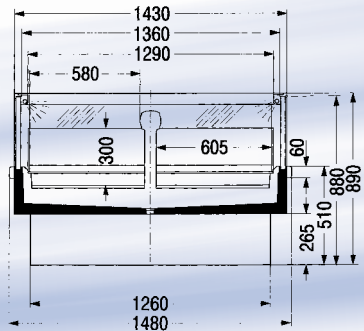
PREMOR 1085



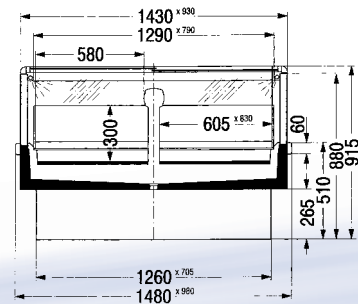
PREMOR 1085 G



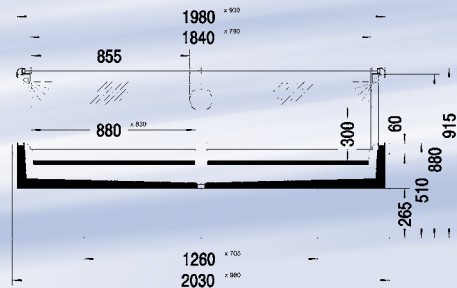
PREMOR 1545/85



PREMOR 1585 G












PREMOR 2085 G





PREMOR Technical Data

Model	Temperature range (°C)	Volume (ltr.)	Net weight (kg)	Dimensions (mm)			Crated Dimensions (mm)			Crated Weight (kg)	Transport		Application
				Width	Depth	Height	Width	Depth	Height		Truck (13,6)	40' Cont.	
1085	-18...-23	150	150	980	810	890	1040	960	1130	149	56	48	 
1085 G			160			915				159			 
1585 G		260	915	280	17	15	 						
1545/85	-18...-23 / 0...+2	300	253	1480	980	880	1540	1090	1130	270	34	30	  
2085 G			312			2030				915			2090

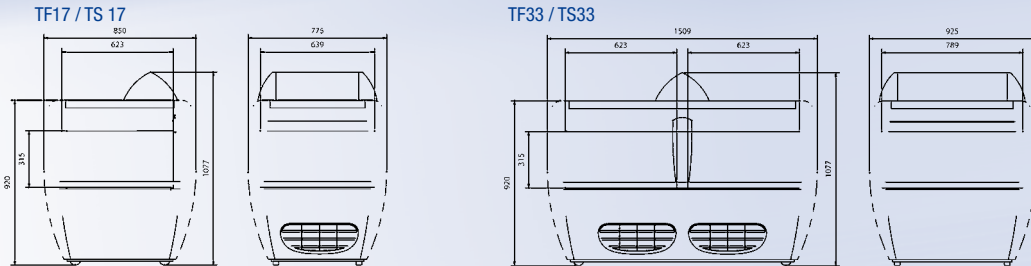


TF17 / TS17



TF33 / TS33

TULIP - TF / TS17 / 33 Measurements



TULIP - TF / TS 17 / 33 Technical Data



Model	Temperature range (°C)	Volume (ltr.)	Net weight (kg)	Dimensions (mm)			Crated Dimensions (mm)			Crated Weight (kg)	Transport		Application
				Width	Depth	Height	Width	Depth	Height		Truck (13,6)	40' Cont.	
TF17	-18...-25	125	105	775	850	1077	790	865	1207	114	90	30/60***	
TS17	-18...-25 / +2...+8												
TF33	-18...-25	310	185	1509	925	920	1525	940	1207	212	34	15/30***	
TS33	-18...-25 / +2...+8												

***Standard Cont./HC Cont.



COI17 / COG17
Lightbox is optional



COI33 / COG33
Lightbox is optional



COI32 / COG32

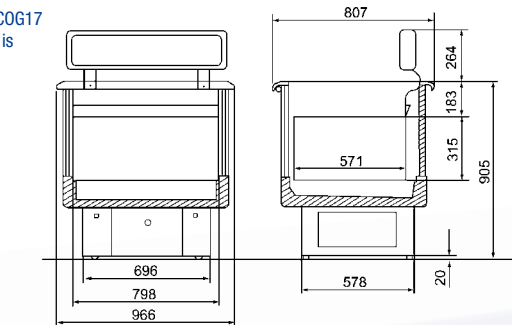


COI34 / COG34
Lightbox is optional

CRYSTAL Measurements

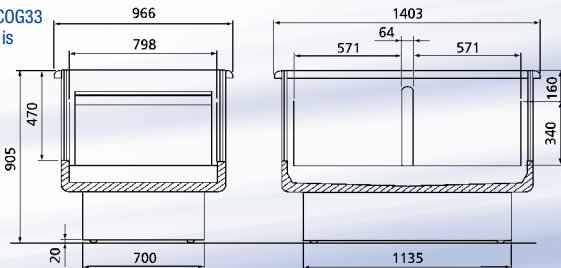
COI17 / COG17

Lightbox is optional

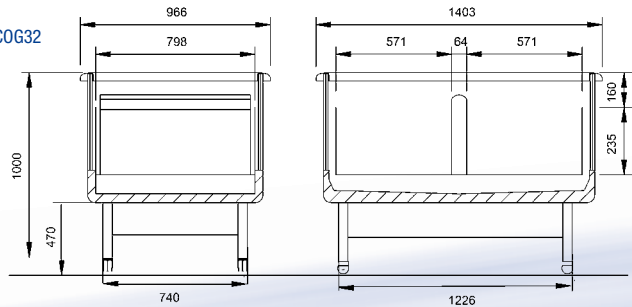


COI33 / COG33

Lightbox is optional

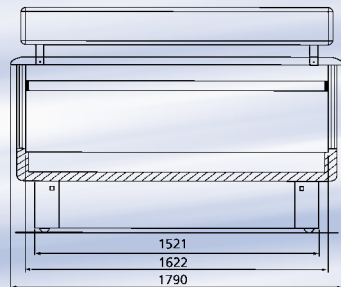


COI32 / COG32











COI34 / COG34

Lightbox is optional



CRYSTAL COI / COG 17/ 32/ 33/ 34

Technical Data

Model	Temperature range (°C)	Volume (ltr.)	Net weight (kg)	Dimensions (mm)			Crated Dimensions (mm)			Crated Weight (kg)	Transport		Application
				Width	Depth	Height	Width	Depth	Height		Truck (13,6)	40' Cont.	
COI17	-18...-25	144	135	966	807	905	1005	840	1050	145	64	56	
COG17	-18...-25 +2...+8												
COI32	-18...-25	215	200	1403	966	1000	1450	1000	1210	210	32	30	
COG32	-18...-25 +2...+8												
COI33	-18...-25	310	190	1403	966	905	1450	1000	1050	205	36	32	
COG33	-18...-25 +2...+8												
COI34	-18...-25	292	200	1790	804	905	1830	840	1050	215	32	28	
COG34	-18...-25 +2...+8												



PERFORMOR 1585
PERFORMOR 1545/85



PERFORMOR 2085
PERFORMOR 2045/85

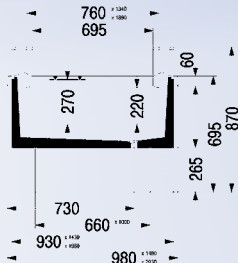


PERFORMOR 2545/85

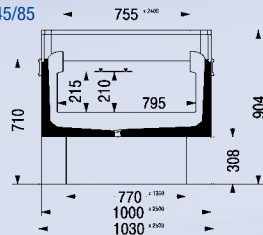
PERFORMOR Measurements











PERFORMOR 1585
PERFORMOR 1545/85
PERFORMOR 2085
PERFORMOR 2045/85



PERFORMOR 2545/85



PERFORMOR Technical Data

Model	Temperature range (°C)	Volume (ltr.)	Net weight (kg)	Dimensions (mm)			Crated Dimensions (mm)			Crated Weight (kg)	Transport		Application	
				Width	Depth	Height	Width	Depth	Height		Truck (13,6)	40' Cont.		
1585	-18...-25	275	184	1480	980	870	1540	1090	1100	204	34	30		
2085		390	216	2030			2090			246	24	22		
1545/85	-18...-25 /	275	192	1480			1540		1150	212	32	30		
2045/85	0...+2	390	223	2030			2090			253	24	22		
2545/85	-16...-23 / 0...+2	504	270	2530	1030	904	2530	1030	904	300	20	16		

Islands · Wallsides
(Temp.: - · +/-)

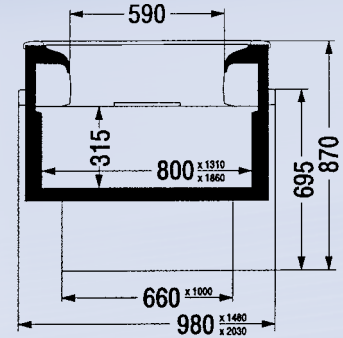


PRACTOR

PRACTOR Measurements



PRACTOR



PRACTOR Technical Data


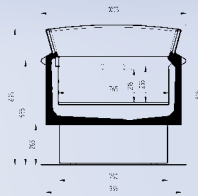
Model	Temperature range (°C)	Volume (ltr.)	Net weight (kg)	Dimensions (mm)			Crated Dimensions (mm)			Crated Weight (kg)	Transport		Application
				Width	Depth	Height	Width	Depth	Height		Truck (13,6)	40' Cont.	
1585	-18...-23	330	137	1480	980	870	1540	1090	1130	157	34	30	
1585G			158			890				170			
2085		470	176	2030		870	2090			206	24	22	
2085G			193			890				220			

Islands · Wallsides
(Temp.: - · +/-)



MULTINOR..40/80

MULTINOR..40/80 Measurements



MULTINOR..40/80 Technical Data

! Model	🌡️ Temperature range (°C)	📦 Volume (ltr.)	📦 Net weight (kg)	📏 Dimensions (mm)			📏 Crated Dimensions (mm)			📦 Crated Weight (kg)	🚛 Transport		? Application
				Width	Depth	Height	Width	Depth	Height		Truck (13,6)	40' Cont.	
1040/80*	0...+2/ -18...-23	138/150	100	1005	1010	925	1090	1050	1200	120	48	44	
1540/80		220/242	200		1510			1550		220	32	30	
1550/80 G*	-1...+2/ -18...-23		302/331		220			2010		2100	250	24	
2040/80		-1...+2/ -18...-23			385/421			200		2510	2600	300	
2050/80 G*	0...+2/ -18...-23		270										
2540/80 G*													

*Available from mid-2008

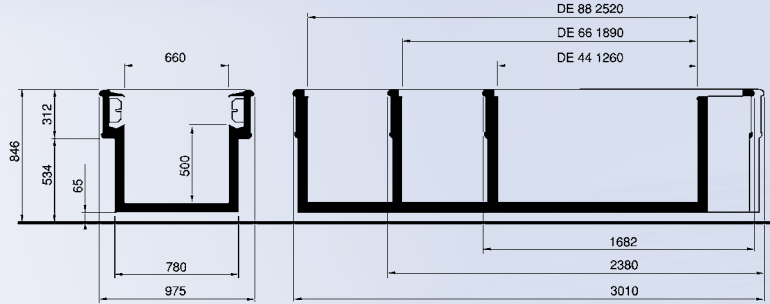


DE44 / DE66 / DE88







DELFIN Measurements




DELFIN




DELFIN Technical Data

Model	Temperature range (°C)	Volume (ltr.)	Net weight (kg)	Dimensions (mm)			Crated Dimensions (mm)			Crated Weight (kg)	Transport		Application
				Width	Depth	Height	Width	Depth	Height		Truck (13,6)	40' Cont.	
DE44	-18...-25	416	120	1682	975	846	1750	1050	950	140	30	26	 
DE66	-18...-25	624	190	2380			2445			210	20	16	 
DE88	-18...-25	832	225	3010			3075			245	16	12	 

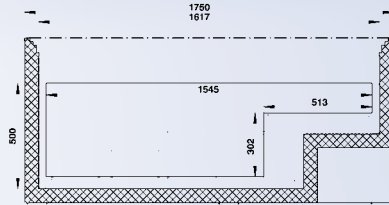


GRANDOR
Exemplar for block layout application

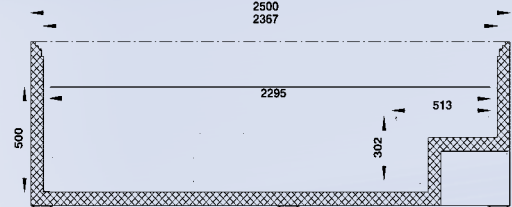
GRANDOR Measurements



1887 G



2587 G



GRANDOR Technical Data

Model	Temperature range (°C)	Volume (ltr.)	Net weight (kg)	Dimensions (mm)			Crated Dimensions (mm)			Crated Weight (kg)	Transport		Application
				Width	Depth	Height	Width	Depth	Height		Truck (13,6)	40' Cont.	
1887G	-18...-23	585	170	1750	840	830	1820	900	930	139	30	26	
1857/87G	-18...-23/ -1...+2	335	195	1750			1820			139			
2587G	-18...-23	890	220	2500			2560			172	20	16	
2557/87G	-18...-23/ -1...+2	546	255	2500			2560			172			



COMPILON 1935-85G



COMPILON 1335-85G



COMPILON..85G

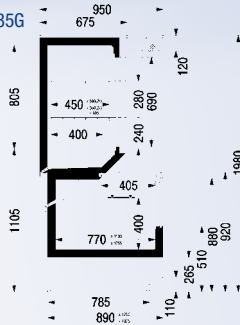


COMPILON..85

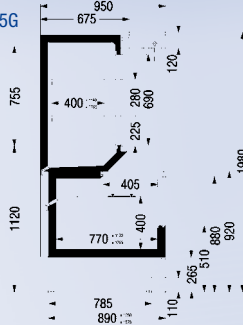
COMPILON Measurements



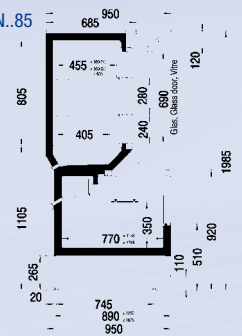
COMPILON..85G



COMPILON..35-85G



COMPILON..85



COMPILON Technical Data

Model	Temperature range (°C)	Volume (ltr.)	Net weight (kg)	Dimensions (mm)			Crated Dimensions (mm)			Crated Weight (kg)	Transport		Application
				Width	Depth	Height	Width	Depth	Height		Truck (13,6)	40' Cont.	
1385 G	-18 ... -23	350	320	1250	950	1980	1360	1065	2150	340	19	17	
1985 G		545	415	1875			1990			505	13	12	
1335-85	upper: +2 ... +4	350	320	1250			1360			345	19	17	upper: base:
1935-85	base: -18 ... -23	545	415	1875			1990			486	13	12	

Combinations



GD60



GD100

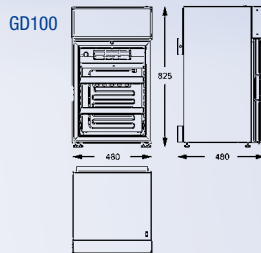
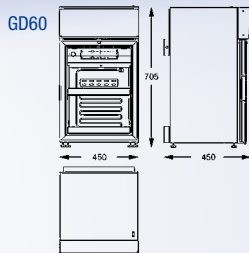


V185

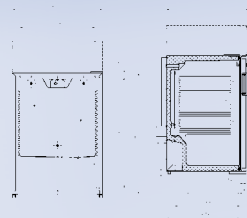


V185 NL

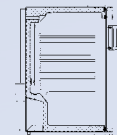
COUNTER TOP COOLERS Measurements



V185



V185 NL



COUNTER TOP COOLERS Technical Data

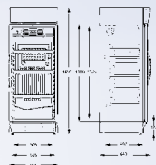
Model	Temperature range (°C)	Volume (ltr.)	Net weight (kg)	Dimensions (mm)			Capacity (pcs)		Crated Dimensions (mm)			Crated Weight (kg)	Transport		Application
				Width	Depth	Height	0,33 l Can	0,5 l Pet bottle	Width	Depth	Height		Truck (13,6)	40'Cont.	
GD60	+2...+10	57	30	450	440	720	40	20	495	515	840	32,5	300	176	
GD100	+1...+10	84	39	480	460	840	60	40	570	590	960	44	184	160	
V185NL	+3...+12	173	53	600	627	850	147	84	660	710	950	57	120	108	
V185			57			1050					1160				

Glass Door
Chillers

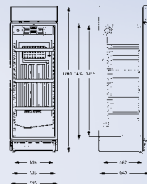


SINGLE DOOR COOLERS Measurements

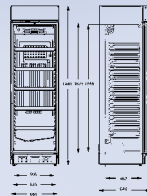
GD220



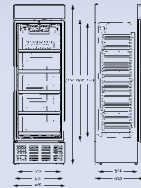
GD300



GD380



GD440



SINGLE DOOR COOLERS Technical Data

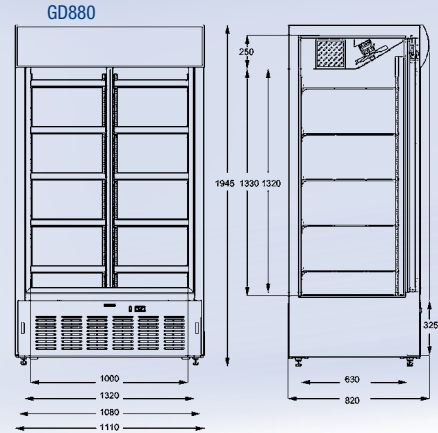
Model	Temperature range (°C)	Volume (ltr.)	Net weight (kg)	Dimensions (mm)			Capacity (pcs)		Crated Dimensions (mm)			Crated Weight (kg)	Transport		Application
				Width	Depth	Height	0,33l Can	0,5l Pet bottle	Width	Depth	Height		Truck (13,6)	40'Cont.	
GD221	+1...+10	215	63	595	640	1310			680	710	1445	74	60	51	
GD220			68			1350	196	91			1585	79			
GD301	+1...+10	290	78	595	640	1640			680	710	1775	85	60	51	
GD300			83			1780	266	161			1915	90			
GD381	+1...+10	372	83	595	640	1840			680	710	1975	91	60	51	
GD380			89			1980	364	161			2115	97			
GD440	+2...+12	438	97	680	605	2107	480	272	760	705	2230	105	57	51	



GD880



DOUBLE DOOR COOLER Measurements



DOUBLE DOOR COOLER Technical Data

Model	Temperature range (°C)	Volume (ltr.)	Net weight (kg)	Dimensions (mm)			Capacity (pcs)		Crated Dimensions (mm)			Crated Weight (kg)	Transport		Application
				Width	Depth	Height	0,33 l Can	0,5 l Pet bottle	Width	Depth	Height		Truck (13,6)	40'Cont.	
GD880	+1...+10	875	210	1110	825	2025	1008	560	1185	925	2140	227	28	22	



With solid door

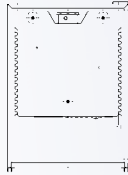


With glass door

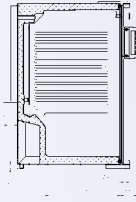
FKS RANGE Measurements



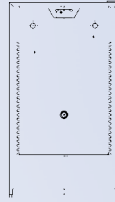
FKS185




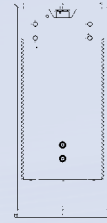
FKS290



FKS370



FKS500



FKS RANGE Technical Data

Model	Temperature range (°C)	Volume (ltr.)	Net weight (kg)	Dimensions (mm)			Crated Dimensions (mm)			Crated Weight (kg)	Transport		Application
				Width	Depth	Height	Width	Depth	Height		Truck (13,6)	40' Cont.	
FKS185	+3...+12	173	41	600	627	850	660	710	950	42	120	108	
FKS290		271	51			1244			1360			57	
FKS370		350	66	700	677	1554	760	770	64	108	48		
FKS500		450	77						77	54	48		

Glass Door
Chillers



FV400




FV550

SINGLE DOOR FREEZERS Measurements



FV400



FV550



SINGLE DOOR FREEZERS Technical Data

Model	Temperature range (°C)	Volume (ltr.)	Net weight (kg)	Dimensions (mm)			Crated Dimensions (mm)			Crated Weight (kg)	Transport		Application
				Width	Depth	Height	Width	Depth	Height		Truck (13,6)	40' Cont.	
FV400	-18...-24	414	130	700	600	1986	760	660*/680**	2150	140	60*/57**	54*/51**	
FV550		520	135		775			800*/820**		145	51	42	

*assembled without door handle | **assembled with door handle

Glass Door
Freezers



CAV 185
glass door



CAV 290
solid door



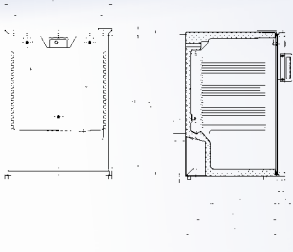
CAV 370
solid door



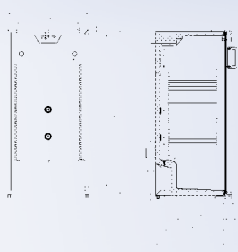
CAV 500
glass door

WINE CABINETS Measurements

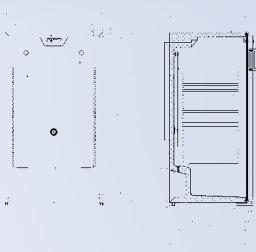
CAV185



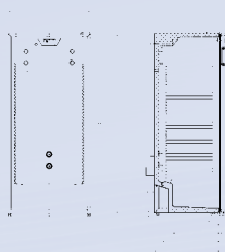
CAV290



CAV370



CAV500



WINE CABINETS Technical Data

Model	Temperature range (°C)	Volume (ltr.)	Net weight (kg)	Dimensions (mm)			Wine bottles	Crated Dimensions (mm)			Crated Weight (kg)	Transport		Application
				Width	Depth	Height		Width	Depth	Height		Truck (13,6)	40'Cont.	
CAV185	+6...+16	175	41	600	627	850	80	660	710	950	42	120	108	
CAV290		271	56			1244				57	120	54		
CAV370		350	66	700	677	180	64	108	48					
CAV500		450	77			260	760	770	1650	77	54	48		



ARTEMIS



CRONOS



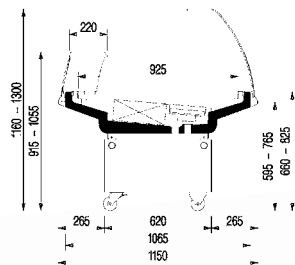
DORIS



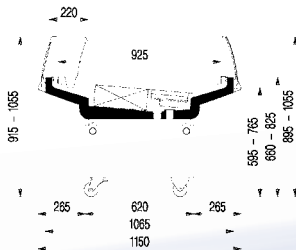
GLYCOS

ARTEMIS / CRONOS Measurements

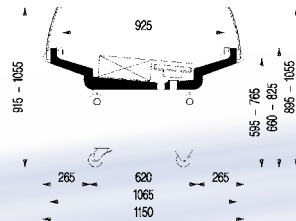
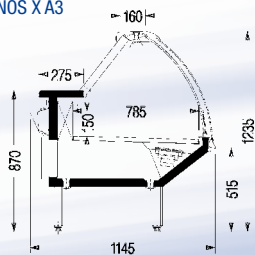
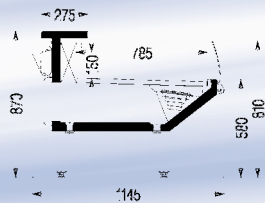
ARTEMIS SA



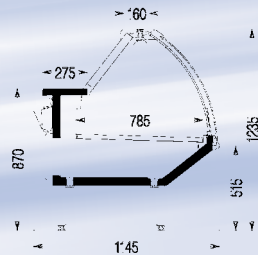
ARTEMIS LS



ARTEMIS

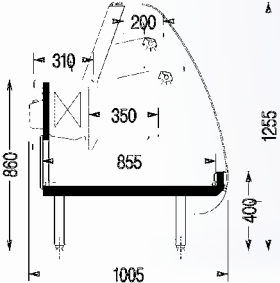
CRONOS A3
CRONOS X A3CRONOS S A3
CRONOS X S A3

CRONOS A3

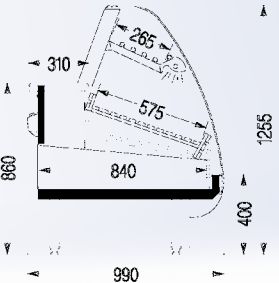


GLYCOS / DORIS Measurements

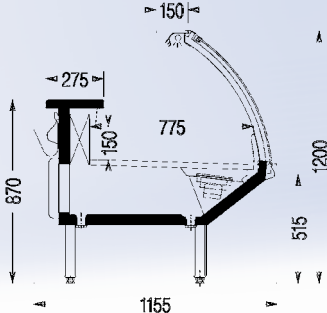
GLYCOS Pastry



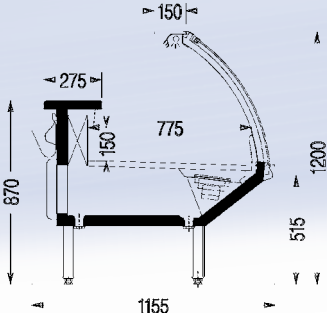
GLYCOS Bakery



DORIS A3
DORIS X A3





DORIS S A3
DORIS X S A3














SERVE-OVERS Technical Data

ARTEMIS / CRONOS

Product Family	Model	Temperature range (°C)	Volume (ltr.)	External dimensions with endwall (mm)			Crated Dimensions (mm)			Crated Weight (kg)	Application
				Width	Depth	Height	Width	Depth	Height		
ARTEMIS	SB INSEL	0...+2	150	1335	1150	915	1370	1145	1015	n/a	
	SA		170			1160				n/a	
	LS		165			915				n/a	
CRONOS	1250	0...+2 /	160	1350	1145	1235	1500	1150	1130	220	A3, X A3: 
	1875		215	1975			2200			283	
	2500	+2...+4 /	260	2600			2750			340	
	3125	+4...+6	315	3225			3400			405	
	3750		370	3850			4000			474	

SERVE-OVERS Technical Data DORIS / CLYCOS

Product Family	Model 	Temperature range (°C) 	Volume (ltr.) 	External dimensions with endwall (mm) 			Crated Dimensions (mm) 			Crated Weight (kg) 	Application 	
				Width	Depth	Height	Width	Depth	Height			
DORIS	1250	0...+2 / +2...+4 / +4...+6	160	1350	1145	1200	1500	1150	1130	220	A3, X A3: 	
	1875		215	1975			2200			283		
	2500		260	2600			2750			340		
	3125		315	3225			3400			405		S A3, X S A3: 
	3750		370	3850			4000			474		
GLYCOS	PASTRY 900	+3...+5	160	940	1005	1255	1150	1150	1500	213		
	PASTRY 1800		260	1840			2000			326		
	PASTRY 2700		360	2740			2900			453		
	BAKERY 900	-	110	940			1150			163		
	BAKERY 1800		220	1840			2000			286		
	BAKERY 2700		330	2740			2900			423		